


Industrial digital output expansion board based on ISO808-1 for STM32 Nucleo



Features

- Based on the **ISO808-1** octal high-side switch, which features:
 - Operating range 9.2 to 36 V
 - Low power dissipation ($R_{ON(MAX)} = 260\text{ m}\Omega$)
 - Process side operating current: up to 1 A per channel
 - Embedded 2k V_{RMS} galvanic isolation
 - Direct (jitter < 20 us) and synchronous (jitter < 6 us) control modes
 - Fast decay for inductive loads
 - Undervoltage lock-out
 - Overload and overtemperature protections
 - Loss of ground protection
 - PowerSO36 package
- Application board process side operating range: 10 (J10 open) to 33 V (J9 closed)
- Extended operating range of process side from 9.2 (J10 closed) up to 36 V (J9 open)
- Application board logic side operating voltage 3.3 to 5 V
- Green LEDs for outputs on/off status (J6 and J7 close 1-2, 3-4, 5-6, 7-8)
- Red LED for common overheating and communication error diagnostic (J3 close 1-2)
- Yellow LED for common output enable status signalization (J3 close 5-6)
- Direct control mode (J1, J2 closed)
- Synchronous control mode (J1, J2 open)
- Process and logic supply rails reverse polarity protections
- Compatible with **STM32 Nucleo** development boards
- Equipped with Arduino® UNO R3 connectors
- RoHS and China RoHS compliant
- CE certified

Product summary

Industrial digital output expansion board based on ISO808-1 for STM32 Nucleo	X-NUCLEO-OUT13A1
Software expansion for STM32Cube driving industrial digital output based on intelligent power switch (IPS)	X-CUBE-IPS
Galvanic isolated octal high-side power solid state relay for high inductive loads	ISO808TR-1
Applications	Programmable Logic Controllers

Description

The **X-NUCLEO-OUT13A1** is an industrial digital output expansion board for **STM32 Nucleo**. It provides a powerful and flexible environment for the evaluation of the driving and diagnostic capabilities of the **ISO808-1** octal high-side smart power solid state relay, with embedded galvanic isolation, in a digital output module connected to 1.0 A industrial loads.

The **X-NUCLEO-OUT13A1** directly interfaces with the microcontroller on the **STM32 Nucleo** driven by GPIO pins and Arduino® R3 connectors.

The galvanic isolation between the microcontroller and the process stage is guaranteed by the **ISO808-1**.

The expansion board can be connected to either a **NUCLEO-F401RE** or a **NUCLEO-G431RB** development board.

It is also possible to evaluate a system composed of a **X-NUCLEO-OUT13A1** stacked on other expansion boards.

1 Schematic diagrams

Figure 1. X-NUCLEO-OUT13A1 circuit schematic (1 of 2)

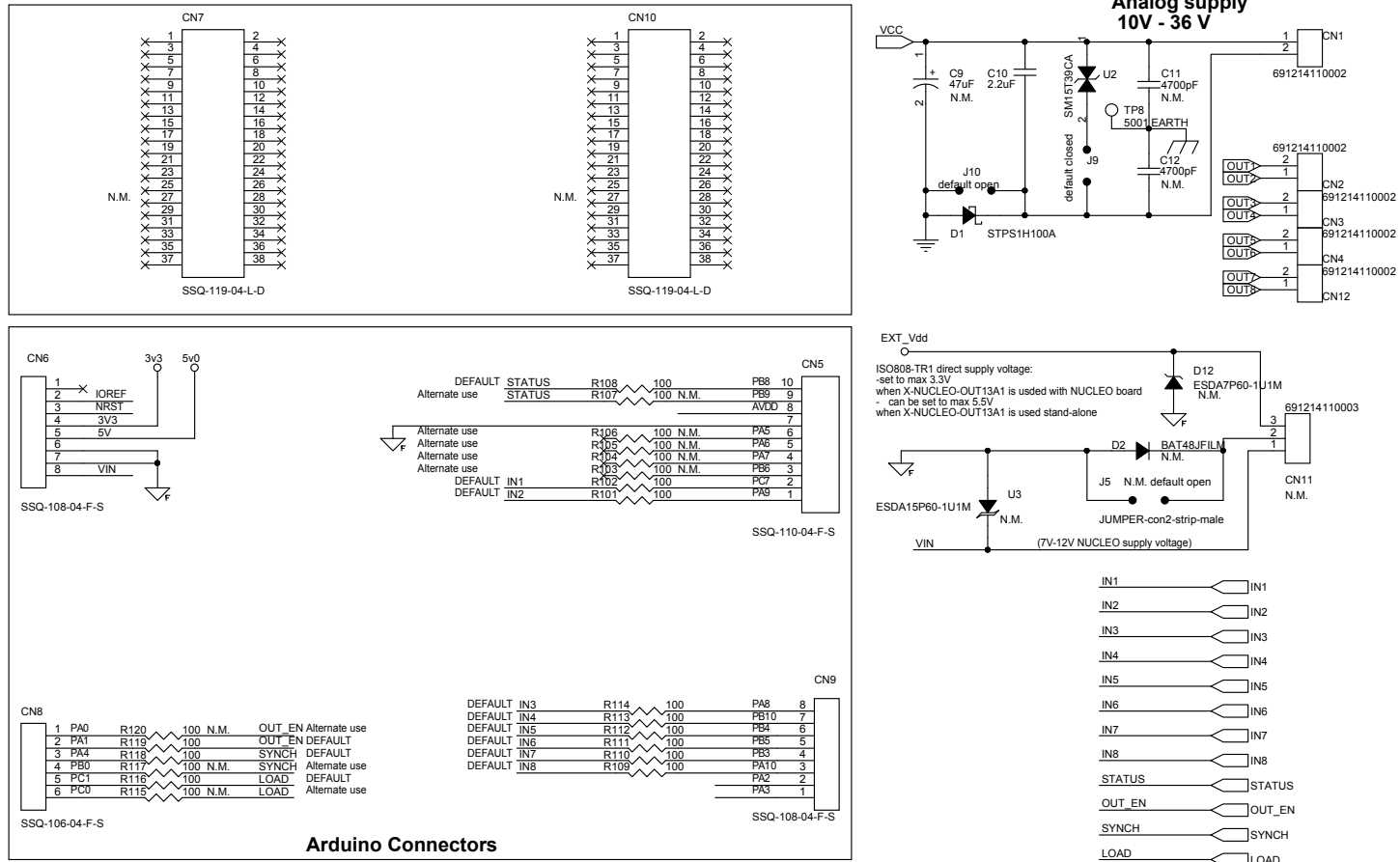
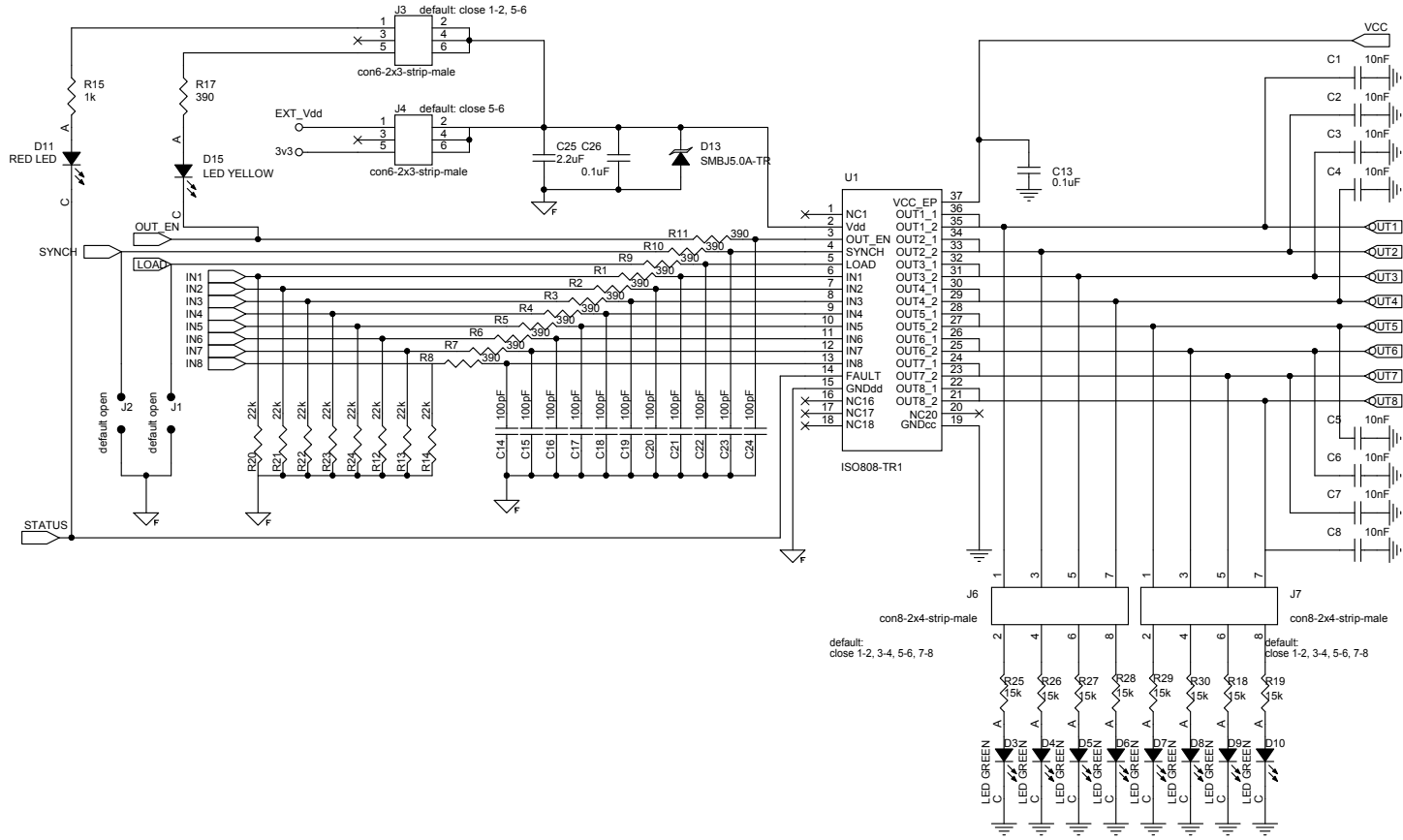


Figure 2. X-NUCLEO-OUT13A1 circuit schematic (2 of 2)



2 Board versions

Table 1. X-NUCLEO-OUT13A1 versions

Finished good	Schematic diagrams	Bill of materials
X\$NUCLEO-OUT13A1 ⁽¹⁾	X\$NUCLEO-OUT13A1 schematic diagrams	X\$NUCLEO-OUT13A1 bill of materials

1. This code identifies the X-NUCLEO-OUT13A1 evaluation board first version.

Revision history

Table 2. Document revision history

Date	Revision	Changes
21-Dec-2022	1	Initial release.
23-May-2023	2	Minor text changes.

IMPORTANT NOTICE – READ CAREFULLY

STMicroelectronics NV and its subsidiaries (“ST”) reserve the right to make changes, corrections, enhancements, modifications, and improvements to ST products and/or to this document at any time without notice. Purchasers should obtain the latest relevant information on ST products before placing orders. ST products are sold pursuant to ST’s terms and conditions of sale in place at the time of order acknowledgment.

Purchasers are solely responsible for the choice, selection, and use of ST products and ST assumes no liability for application assistance or the design of purchasers’ products.

No license, express or implied, to any intellectual property right is granted by ST herein.

Resale of ST products with provisions different from the information set forth herein shall void any warranty granted by ST for such product.

ST and the ST logo are trademarks of ST. For additional information about ST trademarks, refer to www.st.com/trademarks. All other product or service names are the property of their respective owners.

Information in this document supersedes and replaces information previously supplied in any prior versions of this document.

© 2023 STMicroelectronics – All rights reserved